

**Actuarial Memorandum and Certification**

**General Information**

*Company Identifying Information:*

**Company Legal Name:** Aetna Life Insurance Company  
**State:** Kentucky  
**HIOS Issuer ID:** 39127  
**Market:** Small Group  
**Effective Date:** 01/01/2022  
**Rate Filing Tracking Number:** AETN-132782536  
**Policy Form(s):** AL SG HCOC-2022-PPO 06  
**Form Filing Tracking Number:** AETN-132702063

*Company Contact Information:*

**Name:** [REDACTED]  
**Telephone Number:** [REDACTED]  
**Email Address:** [REDACTED]

1. Purpose, Scope, and Effective Date

The purpose of this filing is to:

- 1) Provide support for the development of the Part I Unified Rate Review Template;
- 2) Provide support for the assumptions and premium rate development for the products supported by the policy forms referenced above;
- 3) Request approval of the proposed monthly premium rates; and
- 4) Provide benefit plan design summaries for the products included in this filing.

The development of the rates reflects the impact of the market forces and rating requirements associated with the Patient Protection and Affordable Care Act (PPACA) and subsequent regulation. These rates are for plans issued in Kentucky beginning January 1, 2022. The rates comply with all rating guidelines under federal and state regulations. The filing covers plans that will be offered outside the public Marketplace in Kentucky.

2. Proposed Rate Increase

Monthly premium rates for Small Group Market products in Kentucky are being revised for effective dates January 1, 2022 through December 31, 2022.

A. Reason for Rate Increase(s):

Revised rates for these products reflect the following:

- Impact of medical claim trend (including changes in provider unit costs and increased utilization of medical cost services), pharmacy trend, and COVID related expenses;
- Revisions to our assumptions about market-wide population morbidity and the projected population distribution;
- Revisions to administrative expense projections;
- Modifications in cost sharing to ensure that plans comply with Actuarial Value requirements;
- Updates to our pricing models used to determine the impact of cost sharing designs; and
- Changes in provider networks and contracts.

B. Variation in Rate Changes by Plan/Product:

- Rate changes do not vary by plan.

3. Single Risk Pool

The plans and rates included in the Part I URRT are those for all plans we intend to offer in the Small Group market in Kentucky through ALIC. The proposed rates comply with the Single Risk Pool requirements of 45 CFR §156.80(d). Rates for plans that may be renewed outside the Single Risk Pool (due to either being grandfathered or permissible transitional offerings) are not covered in this filing.

4. Experience and Current Period Premium, Claims, and Enrollment

A. Paid Through Date:

The experience data reported in Worksheet 1, Section I of the Part I Unified Rate Review Template reflects incurred claims from January 1, 2020 through December 31, 2020 and paid through February 28, 2021.

B. Current Date: The current enrollment and premium is reported as of February 2021.

C. Allowed and Incurred Claims Incurred During the Experience Period:

Allowed and incurred claims are sourced from our actuarial experience databases. These databases provide member-level detail on total allowed and incurred claims but do not include unit cost or utilization metrics. We allocate claims to cost categories and estimate the corresponding unit costs and utilization metrics by using an alternate reporting system that calculates unit cost and utilization metrics by medical cost category but only permits inclusion/exclusion of experience at the market and segment levels. A reconciliation of aggregate data in our actuarial experience databases is performed to ensure that data is consistent with the experience data contained in our enterprise-wide data warehouse.

In addition to the fee-for-service and capitation payments discussed above, some of our provider contracts include provisions under which we share claim cost differences with the provider relative to a pre-determined target amount. These adjustments serve to increase our claims cost when results are favorable to the target and decrease our claims costs when results are unfavorable. We adjust both allowed and incurred claims by our current estimate of the impact of provider risk sharing provisions.




5. Benefit Categories

Our internal systems assign claims to several benefit categories. We have mapped these categories to the categories described in the Unified Rate Review Instructions. Inpatient Hospital consists of care delivered at an inpatient facility and associated expenses, including day-based mental health services. Outpatient Hospital includes outpatient surgical, outpatient mental health, and emergency care and associated expenses. Professional includes both specialty physician and primary care physician expenses, including office-based mental health services. Other includes dental, home health care, medical pharmacy expenses, laboratory expenses, and radiology expenses. Non-capitated ambulance is included in the Outpatient

Hospital category when billed by the facility and included in Specialist Physician otherwise. Prescription Drug includes drugs dispensed by a pharmacy.

The utilization for these services is counted by service type and aggregated for each benefit category. Inpatient Hospital utilization is counted as days; Outpatient Hospital, Professional, and Other Medical utilization is counted as visits. Prescription Drug utilization is counted per script.

6. Projection Factors

 As such, the factors described below and shown in the referenced exhibits are being applied to the manual rate.

7. Credibility Manual Rate Development


A. Source and Appropriateness of Experience Data Used:

Aetna currently has minimal historical Small Group claims experience for the state of Kentucky, therefore the Ohio 2018, 2019 and 2020 Small Group claims experience was used as the credibility manual. The source data for our manual rate is the experience incurred from January 1, 2018 to December 31, 2020 and paid through February 2021 for issuers AHI (84867) and ALIC (67129) in the Ohio Small Group HMO and PPO market.


B. Adjustments Made to the Data:


The Small Group experience used as the basis for the manual rate was adjusted in a similar manner as the base period experience for changes in population risk morbidity, benefits, and demographic and area normalizations.

1. Changes in the Morbidity of the Population Insured:



2. Plan Design Changes:





3. Changes in Demographics and Area Adjustment:

Experience data was normalized for projected changes in the age/gender mix and area mix using internally developed factors.

4. Trend Factors (Cost/Utilization):

Medical trend factors are based on our Medical Economics Unit's analysis of a continuous normalized population, excluding catastrophic claims. Allowed medical trend includes known and anticipated changes in provider contract rates, severity, medical technology impacts, and expected changes in utilization. The impact of benefit leveraging is accounted for separately in the projected paid to allowed ratio.

Pharmacy trends are based on commercial group pharmacy trend analysis. Pharmacy trend considers the impact of formulary changes, patent expirations, new drugs, other general market share shifts, and overall utilization trend. Pharmacy Trend is expressed in terms of allowed trend less rebates.

Year 1 and Year 2 trends on Worksheet 1 specify annual trends, with 12 months of trend applied to each year.

Exhibit 5 shows the anticipated annual trend from the experience period to the rating period.

C. Inclusion of Capitation Payments:

No services in the experience period were covered by capitation and no services provided in 2022 will be covered by capitation arrangements.

8. Credibility of Experience

No credibility is assigned to the 2020 experience data. Aetna has minimal experience in the base period to use in the rate development, therefore the 2022 rates are based on the manual rate.

9. Index Rate

The index rates for the experience and projection periods are set equal to the actual and projected allowed claims, respectively, less non-essential health benefits.

The index rate reflects the projected mix of business by plan. The AV pricing values for each plan are based on our internal company modeling of plan cost-sharing designs, the plan's provider network, delivery system characteristics, and utilization management practices, the impacts (as applicable) of benefits in addition to EHBs and catastrophic eligibility criteria, and the distribution and administrative costs applicable to the plan/product. Rates do not differ for any characteristic other than those allowable under the regulations as described in 45 CFR 156 §156.80(d)(2).

**Small Group Market Trend Adjustments:** Exhibit 13 illustrates the quarterly trend factors, the resulting index rate for effective dates during each calendar quarter, the projected membership distribution by effective date, and the weighted-average index rate. Trend factors are developed from annual forward trend and leveraging. [REDACTED]

10. Market-Adjusted Index Rate

Worksheet 1 illustrates the development of the Market Adjusted Index Rate. The market-wide adjustment for Risk Adjustment (and Exchange User Fees were) are discussed in Section 12. The risk adjustment is

displayed on an allowed-basis and the exchange user fee is converted to percent of allowed claims in this development.

11. Reinsurance

There are no expected reinsurance recoveries.

12. Risk Adjustment

A. Risk Adjustment – Experience Period

Risk Adjustment transfer is accrued at the issuer and market level based on 2020 Wakely data and our internal projections of how our risk relative to market has changed. The transfer is allocated to the member-level by applying the HHS risk transfer calculation to each member relative to the imputed market-average, such that members with higher resulting relative transfer scores may have a receivable and members with lower resulting scores may have a payable, regardless of the net market risk transfer result. The resulting member transfers are summed to the HIOS plan level.

B. Risk Adjustment – Projection Period

[REDACTED]

In addition, the projected risk adjustment transfer includes changes that were outlined in the 2022 Notice of Benefit and Payment Parameters. [REDACTED]

[REDACTED]

As a result, we project a risk adjustment [REDACTED]

13. Exchange User Fees

Exchange User Fees are not applied in this filing.

14. Plan-Adjusted Index Rates

Section 3 of Worksheet 2 illustrates the development of the Plan Adjusted Index Rates and displays each plan-specific adjustment made to the Market Adjusted Index Rate. The following briefly describes how each set of adjustments was determined.

A. Actuarial Value, Cost Sharing:

The factors in Column 2 are the product of two adjustments:

1. We used internal models developed on large group claims experience to estimate the impact of different cost sharing designs. The combination of these two analyses is a projection of the relative paid to allowed ratio which also reflects the impact of out of network coverage.

[REDACTED] We applied an adjustment for the impact different levels of cost sharing have on the use of medical services, which is based in part on the induced utilization factors used in the Risk Adjustment program. [REDACTED]

B. Distribution and Administrative Costs:

Section 3 of Worksheet 2 also reflects the adjustment for projected administrative costs, including sales, marketing, and profit & risk. These are discussed below in the ‘Non-Benefit Expenses and Profit & Risk’ section and include the Risk Adjustment User Fee which is not reflected in the Market-Adjusted Index Rate. These expense and profit assumptions do not vary by plan.

C. Non-Benefit Expenses and Profit & Risk

The retention portion of the projected premium is illustrated in Exhibit 7.

The prospective general and administrative expenses are set to achieve the 80% MLR threshold requirement. Actual general and administrative expenses are based on historical corporate Small Group market expense levels, 2021 projections, and projected changes in expenses, inflation, and membership for 2022 for our National book of Small Group business.

A flat commission per policy per month will be paid to all brokers in Kentucky during open enrollment. Commissions do not vary by plan.

Federal taxes include PPACA Taxes and Fees are based on the Notice of Benefit and Payment Parameters for 2022 as well as Federal income tax and State Premium taxes. The risk adjustment user fee of \$0.25 PMPM is included in the taxes and fees shown under non-benefit expenses. State premium taxes are estimated on most current known levels and include any known assessments.

The profit and risk load is consistent with the target used in pricing our 2021 plans.

D. Provider Network, Delivery System, and Utilization Management:

The factors in Column 3 reflect the impact of differences in the network size, efficiency, and provider contract terms. We worked with our contracting area and other subject matter experts to review the impact of these differences and the expected impact on allowed claims.

E. Benefits in addition to EHBs:

The factors in Column 4 adjust for the impact of benefits in addition to EHBs.

The products discussed in this filing provide coverage for only those benefits defined as Essential Health Benefits (EHB). [REDACTED]

F. Catastrophic Plan Eligibility:

This filing does not include catastrophic plans.

G. Experience Period Plan Adjusted Index Rates

Worksheet 2 of the URRT displays the Plan Adjusted Index Rates filed in 2020 for the experience period.

15. Calibration

Exhibit E-2 shows an example of how calibration is applied to all plan adjusted index rates.

A. Age Curve Calibration:

The age factors are based on the HHS Default Standard Age curve. The factors are shown in Exhibit 10.

We project a premium-weighted average age factor for the 2022 membership using the prescribed age curve. The age that most closely corresponds to the premium weighted overall average age factor is the average age for the single risk pool.

16. Consumer-Adjusted Premium Rate Development

Rates are determined using the prescribed member build-up approach. In the event that a family includes more than three child dependents under age 21, only the three oldest child dependents will be considered in determining the family's premium. Additional child dependents (non-billable members) will not be included in the rate calculation.

The premium for each billable member is calculated as:  
Calibrated Plan Adjusted Index Rate \* Age Factor \* Area Factor \* Trend Factor

The resulting rate is rounded to the nearest cent, and rates are then summed for all billable family members.

Please see the 2022 Small Group Rate Manual for all 2022 rating factors including age, plan, area and tobacco factors.

17. Projected Loss Ratio

The expected 2022 MLR for this filing, as defined by PPACA and before any credibility adjustment, is shown in Exhibit 8.

18. AV Metal Values

The AV Metal Values on Worksheet 2 were based on the 2022 AV Calculator. As applicable, entries were modified to reflect the plan appropriately and/or adjustments were made for plan design features that could not be entered in the calculator per 45 CFR Part 156, §156.135. The accompanying certification discusses how the benefits were modified to fit the parameters and the development of any adjustments. The AV screen shots provide detail on the modified entries and adjustments to AV, as applicable.

19. Membership Projections

Exhibit 9 summarizes the membership projections by plan. Membership projections are based on the size of the projected Kentucky market in 2021 in our service area and assumed penetration of the market.

Terminated Plans and Products

Exhibit 16 provides a plan and product crosswalk from 2020 to 2022. The crosswalk includes the list of products that have experience in the single risk pool experience period, and products that were made available in 2021 and 2022.

20. Plan Type

All plans are consistent with the plan type indicated on Worksheet 2.

21. Composite Premiums

Small employers will not be able to elect to have rates set using a composite approach.

22. Benefit Design

This filing includes one Silver plan.

23. Marketing

Plans will be marketed through brokers and general agents, and directly to consumers through direct mail, telemarketing, and the internet.

24. Underwriting

Aetna will verify applicant eligibility for these plans based on any applicable age or geographic limitations.

25. Renewability

These policies are guaranteed renewable as required under §2703 of the Public Health Service Act.

26. Company Financial Condition

[REDACTED] This amount is disclosed in page 3, line 37 of the Company’s statutory financial statement dated December 31, 2020. The Company issues insurance nationwide for multiple lines of business including, large group medical, Small Group medical, individual medical, and various non-medical products.

Reliance

While I have reviewed the reasonableness of the assumptions and data in support of both the preparation of the Part I Unified Rate Review Template and the rate development applicable to the products discussed in this filing, I relied on the expertise of other Aetna employees, along with work products produced at their direction, for the following items:

- Experience Period MLR Rebates
- Risk Adjustment Transfer
- Actuarial Value, Modifications, and Benefit Relativities
- Medical Cost and Utilization Trend
- Rx Cost and Utilization Trend
- Administrative Fees
- Experience Period Data – Small Group
- COVID Claims Adjustments

Certification

While this memorandum discusses both our development of rates for these products and the completion of the Part I Unified Rate Review Template (URRT), the Part I URRT does not demonstrate the process used by Aetna to develop the rates. Rather, it represents information required by Federal regulation to be provided in support of the review of rate increases, for certification of qualified health plans for Federally-facilitated marketplaces, and for certification that the index rate is developed in accordance with Federal regulation, is used consistently, and is only adjusted by the allowable modifiers. The information provided above is intended to comply with these requirements.

I, [REDACTED], am an Associate of the Society of Actuaries, a member of the American Academy of Actuaries, and am qualified in the area of health insurance. I hereby certify that to the best of my knowledge and judgment:

1. This rate filing is in compliance with the applicable laws and regulations of Kentucky, the requirements under federal law and regulation, and all applicable Actuarial Standards of Practice, including but not limited to:
  - a. ASOP No. 5, Incurred Health and Disability Claims
  - b. ASOP No. 8, Regulatory Filings for Health Benefits, Accident and Health Insurance, and Entities Providing Health
  - c. ASOP No. 12, Risk Classification
  - d. ASOP No. 23, Data Quality



- e. ASOP No. 25, Credibility Procedures Applicable to Accident and Health, Group Term Life, and Property/Casualty Coverages
  - f. ASOP No. 26, Compliance with Statutory and Regulatory Requirements for the Actuarial Certification of Small Employer Health Benefit Plans
  - g. ASOP No. 41, Actuarial Communications
  - h. ASOP No. 50, Determining Minimum Value and Actuarial Value under the Affordable Care Act
2. The Projected Index Rate is:
- a. In compliance with all applicable State and Federal Statutes and Regulations (45 CFR 156.80(d)(1) and 147.102),
  - b. Developed in compliance with the applicable Actuarial Standards of Practice,
  - c. Reasonable in relation to the benefits provided and the population anticipated to be covered,
  - d. Neither excessive, deficient, nor unfairly discriminatory.
3. The Index Rate and only the allowable modifiers as described in 45 CFR 156.80(d)(1) and 45 CFR 156.80(d)(2) were used to generate plan-level rates.
4. Adjustments to the MAIR for benefits the plan offers in addition to essential health benefits included in Worksheet 2, Section III were calculated in accordance with actuarial standards of practice.
5. The geographic rating factors reflect only differences in the costs of delivery (which include unit costs and provider practice pattern differences) and do not include differences for population morbidity by geographic area.
6. The AV Calculator was used to determine the AV Metal Values shown in Worksheet 2 of the Part I Unified Rate Review Template for all plans. Adjustments made to reflect benefit features not handled by the AV Calculator are discussed in the attached certification required by 45 CFR Part 156, §156.135.

[Redacted Signature]

06/01/2021  
\_\_\_\_\_

[Redacted], ASA, MAAA  
Aetna Life Insurance Company

Date